

# Activity Idea

## Tropical Fish

*Recommended for Ages 8 – 11*


**You will need the following materials:**

- Device with internet access
- Paper
- Pencil
- Marker


Start by going to the website [explore.org](https://www.explore.org) and do a search for “tropical fish”. Look at the many live video feeds and highlights they have on the site. Take some time to relax and observe the different types of sea creatures and use what you see for inspiration.

Try to sketch out the different types of sea creatures on your piece of paper.

Below is my sketch:




Trace your sketch with marker:



Now, we are going to add some lines. There are straight lines, squiggly lines, thick lines, thin lines, spirals, broken lines, zig zags and many more. Below are some examples:



Start adding some lines to your sketch to add detail. Below is my example:



Now it is your turn have fun adding patterns, lines and color to your creation!