

# Activity Idea

## Tumble Book Library

*Recommended for Ages 5 - 8*

Explore Tumble Book Library, an LA County Library resource. Read (or have someone read to you) three animated and talking picture books by author Amy Krouse Rosenthal, and complete a small activity afterward.


### Materials

Internet access, a printer to print out the sheets below, pencil, and crayons.

### Instructions


1. Access Tumble Book Library from the LA County Library website: [LACountyLibrary.org](http://LACountyLibrary.org). Once you are on our website, hover over the *Teen & Kids* tab and click on [Kids Corner](#). This will lead you to a new page where you can scroll down to the [Tumble Book Library](#).
2. Explore the website and discover animated books! You can search for books under the "index" tab. The books are sorted alphabetically by the title.
3. For this activity, we will listen and/or read three Amy Krouse Rosenthal books: *Duck! Rabbit!*, *Little Oink*, and *Little Pea*.
4. After we read the books there will be some reading comprehension questions and a small activity to complete.

To access *Duck Rabbit*, click on "index" on the homepage and select "D." Scroll down until you see *Duck! Rabbit!* and select the title. Click on "play video," and a new window will appear. Enjoy the talking picture book! If you want to read the book yourself, you can use the volume option to mute sound.




1. After reading the book, do you think it is a duck or a rabbit?
2. Give three reasons why you think it is a duck or a rabbit. Use the prompt: I think it is a duck because OR I think it is a rabbit because....

Is it a duck or rabbit? Print out these sheets. Then, draw a picture of the animal you think it is:




To access *Little Oink*, click on “index” on the homepage and select “L.” Scroll down until you see *Little Oink* and select the title. Click on “play video,” and a new window will appear. Enjoy the talking picture book! If you want to read the book yourself, use the volume option to mute sound.



Complete these reading comprehension questions:

1. What animal is Little Oink?
2. What was one thing Little Oink did not like?
3. Name one thing Little Oink did before his parents allowed him to play.
4. How many toys did Little Oink take out of his bin?
5. What is Little Oink’s favorite game?
6. What did you like most about this book?

1. Pig 2. Mess up time 3. Unmade bed, unfolded clothes, threw towel on floor, stained t-shirt, dragged in mud, took toys out of bin 4. 10 toys 5. House



Color “Little Oink”

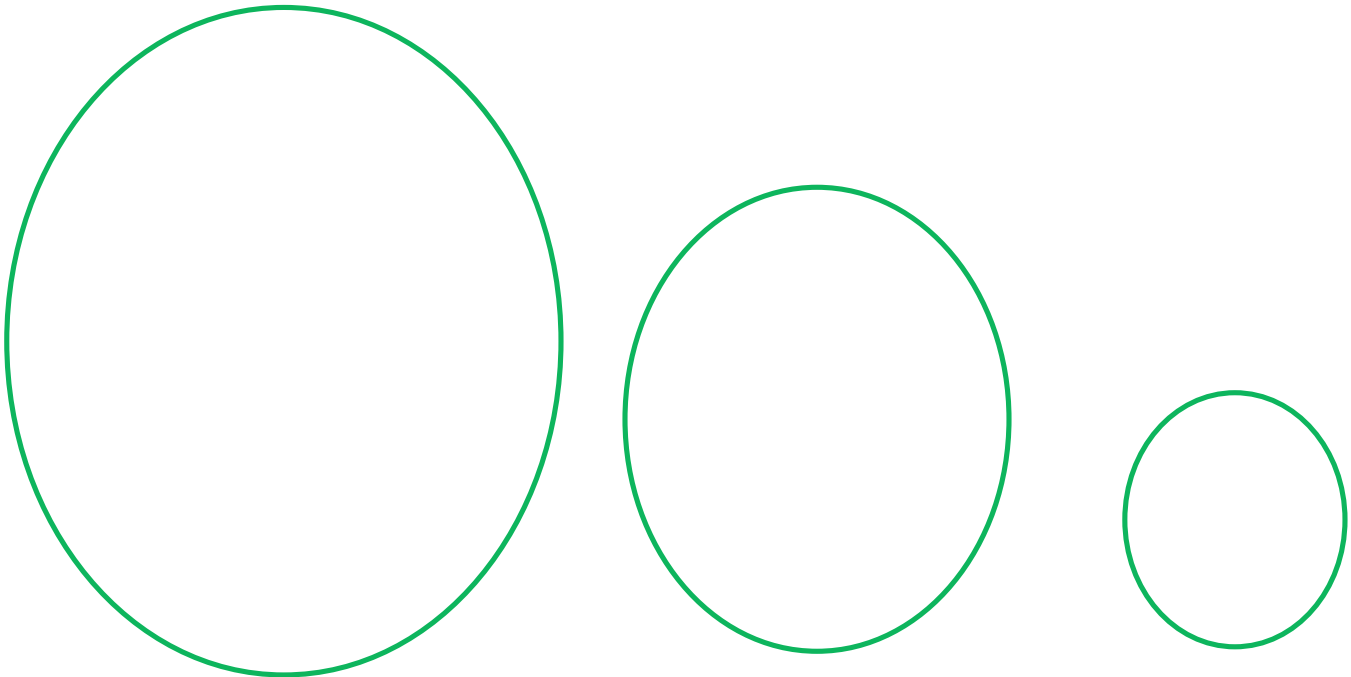
To access *Little Pea*, click on “index” on the homepage and select “L.” Scroll down until you see *Little Pea* and select the title. Click on “play video,” and a new window will appear. Enjoy the talking picture book! If you want to read the book yourself, use the volume option to mute sound.



Complete these reading comprehension questions:

1. What was the one thing little pea did not like?
2. What color candy did Little Pea eat on Wednesday?
3. How many pieces of candy did Little Pea have to eat before he could eat dessert?
4. What did Little Pea eat for dessert?
5. What did you like most about the book? What did you like least about the book?
6. What is your favorite food and dessert?

1. Candy 2. Yellow 3. 5 pieces 4. Spinach



Draw and color: Daddy Pea, Mommy Pea, and Little Pea